

## Black Box Studio

The Black Box is for all students who require a controlled environment to produce video, photography, and performance projects, in addition to students who need space to document artwork.

### Access:

- Please email Genesis Salinas (gs1980@hunter.cuny.edu) at least 24 hours in advance to schedule time in the Black Box.
- At the time of your appointment, please go to the main office to pick up the key.

### Policy Agreement:

- You will agree to pay all actual repair or actual replacement costs resulting from any harm, damage or loss of any nature whatsoever (including, but not limited to theft) to the equipment identified in the Policy Agreement while Black Box space is reserved in your name.

### Rules:

- You are responsible for the safe handling of all equipment in the space when you make a reservation. PLEASE BE GENTLE, CALM, + PATIENT.
- **DO NOT REMOVE EQUIPMENT FROM THE BLACK BOX.** Everything in the room belongs to the room and is not for personal use outside of the black box or outside of the building.
- Please keep the equipment safe by locking the room when you leave to use the restroom or for any other reason.
- Dust is harmful to all photography and video equipment. Put all equipment back in any case/bag/box that it was originally in.
- Please keep the Black Box as organized as possible to keep our equipment in the best condition. You MUST clean up after yourself and leave the space in the same condition that you found it.
- Only use a piece of equipment for what it was intended for.
- Always ask for help when you are having a problem with a piece of equipment (if you feel unsure of how it operates, etc).
- Never try to fix anything yourself if you don't know how. Let staff know of these issues.

## Reference Materials:

Profoto D2 light Kit

[https://www.bhphotovideo.com/lit\\_files/327150.pdf](https://www.bhphotovideo.com/lit_files/327150.pdf)

Basic Lighting with GVM LED lights:

<https://youtu.be/gM1W7ZwO9hg>

3-point lighting with GVM LED lights:

<https://youtu.be/G6W5wbPqzPw>

Profoto Lights, Introduction to the D2 Air system:

<https://youtu.be/Rooliu1rO24>

Profoto D2 Air Demo:

<https://youtu.be/PltbywZTLrc>

Profoto Lights: Using a Grid or Snoot (B10 light)

<https://youtu.be/Oo-wjUixUoA>

Review of Profoto D2 Air

<https://www.digitalcameraworld.com/reviews/profoto-d2-500-air-ttl-review>

## FYI Profoto D2 Air will get hot:





“The D2 monoblocs are equipped with a cooling fan which is intelligently controlled to more effectively manage operating temperatures according to the type of usage. When it’s working hard it’s quite noisy, but this will only happen if you work the D2 extremely hard and, the rest of the time, the fan is actually quite quiet.”

The modeling lamp – a conventional QH source – can be set to maximum, proportional control or free adjustment.

## To increase the life of your Profoto flash:

- Before you start using your flash connect the AC power to the unit and wait for 45 seconds to soft start the capacitors.
- Keep your working environment as dust clean as possible, the harder you work your Profoto flash the more the cooling fan will work resulting in more dust coming into the flash unit.
- Make sure that the product gets the best possible cooling. Make sure that the fan is working, and that the product is cleaned from dust so that the air flows. This applies to both flash heads and generators.
- Turn off the modeling light when it's not needed.

# INVENTORY

Description	Image
Canon TC-80N3 Timer Remote Controller	 A black Canon TC-80N3 timer remote controller with a coiled cable and a connector.
Clamps for Seamless Paper	 A black metal clamp used for holding seamless paper in place.
C-Stands	 A black C-stand, a type of tripod used for supporting equipment.
Fotodiox Softbox 65cm	 A Fotodiox softbox kit, including a black carrying bag, a white diffuser, and a silver metal frame.

GVM LED Light Kit  
4 Lights  
2 Rechargeable Batteries  
4 Power Cords



GVM Light Stands



Extension Cords



Impact 9' Adjustable Background Crossbar



Impact KCP-240B Extension Grip Arm



Impact 2.5in Grip Head KCP-200B



Impact Light Stands



Impact Porta Frame Scrim Flag Kit



Impact Super Clamp with Ratchet Handle (CC-106R)



Manfrotto 055 MHX Pro-BQH2 Tripod



Manfrotto MVH502A Tripod



Matthews Scrim Flag (Black)



Zoom Reflectors (Generic Brand)



OCF Diffusor 2" Octa



Pack Panasonic AA Rechargeable Batteries



Panasonic BQ-CC17 Advanced Ni-MH Battery Charger



P-Pack Pocket Wizard Plus X – Auto-Sensing Transceiver (with batteries)



Profoto Air Remote TTL-C for Canon



Profoto Clic Grid 10°



Profoto Color Gel Starter Kit



Profoto D2 Air TTL Kit



Profoto Diffuser for Softlight Reflector (White)



Profoto Filter Cassettes for Zoom Reflector



Profoto Grid & Filter Holder Zoom



Profoto Grid 10° 100mm



Profoto Grid Small 20° for D1



Profoto Grid Small 5° for D1



Profoto OCF Grid & Gel Holder



Profoto OCF Grid Kit



Profoto OCF Softbox 2' Octa



Profoto OCF Speedring



Profoto Snoot for Zoom Reflector



Profoto Softbox RFi 2x2'



Profoto Softlight White Beauty Dish




Profoto Speedring Adapter



Profoto Zoom Reflector



Raya Lighting Reflector Cover 40": Black/Silver



V-Flats (2 Large / 2 Small)



Rosco Color Effects Kit



Sandbags  
2 - 25lb  
3- 15 lb



Scissors



Seamless Backdrops #01 Super White, #20 Black, #56 Fashion Gray, #46 Tech Green



Sekonic Flashmate L-308S Light Meter




Vanguard Alta Pro 2+ 263AB100 Tripod with Alta BH-100 Ball Head




Watson 4-Hour Rapid Charger for AA/AAA NiMH & NiCd




Westcott White Reflector (One 30" / One 40")



EASIFRAME Cyclorama Curved Fabric Frame



EASIFRAME Cyclorama Fabric Curved Frame Skin in Chroma Key Black, Green, and White



Calibrite ColorChecker Passport Photo 2



Vello White Balance Card Set (Medium)



Tether Tools TetherPro USB Type-C Male to USB Type-C Male Cable 15'



<p>ProTapes Pro Gaffer Tape 3" Wide</p>	
<p>Rocket Air Blaster Dust-Removal Tool</p>	
<p>Lens Wipes</p>	

**The black box will be inspected after each use to ensure there are no damaged or missing items.**